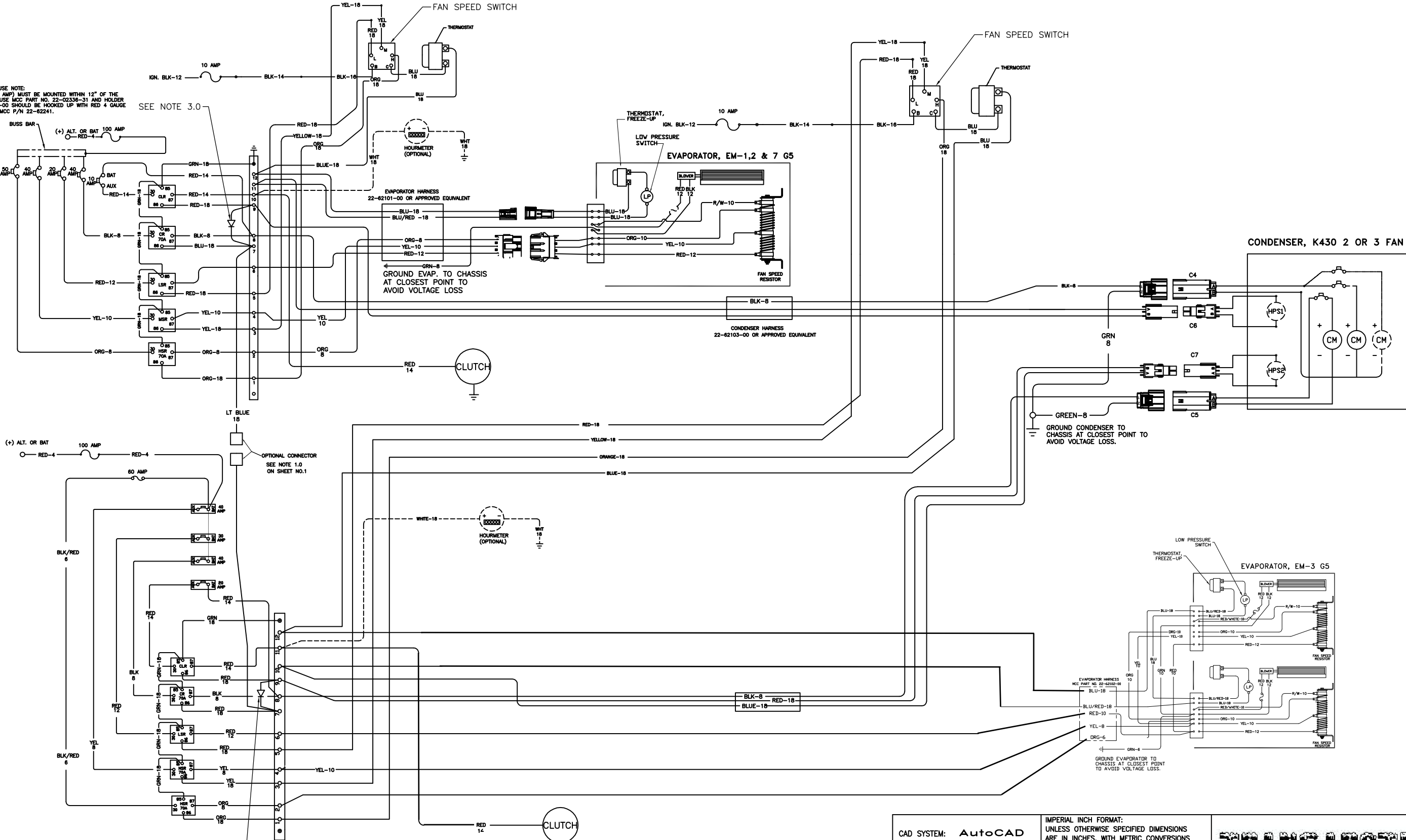
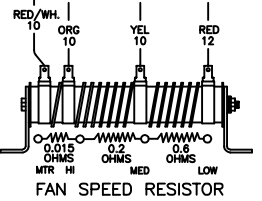


BATTERY FUSE NOTE:
 FUSE (100 AMP) MUST BE MOUNTED WITHIN 12" OF THE SOURCE. FUSE MCC PART NO. 22-02336-31 AND HOLDER 22-01804-00 SHOULD BE HOOKED UP WITH RED # GAUGE SOX WIRE MCC P/N 22-62241.

SEE NOTE 3.0

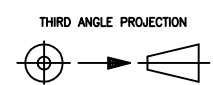
OPTIONAL CONNECTOR
 SEE NOTE 1.0 ON SHEET NO.1

SEE NOTE 3.0



1	INITIAL RELEASE	1 AUG 2017	KLH						
SYM	REVISION RECORD	DATE	BY	ENGR.	M.E.	NPCA NO.	WEIGHT	MFG/PURCH	MFG

CAD SYSTEM: AutoCAD



MATERIAL

IMPERIAL INCH FORMAT:
 UNLESS OTHERWISE SPECIFIED DIMENSIONS ARE IN INCHES, WITH METRIC CONVERSIONS IN [MILLIMETERS].

UNLESS OTHERWISE SPECIFIED TOLERANCES ON:
 .00 DEC .000 DEC DEC ANG
 ± .04 ± .020 ± ± 2'
 [.0] DEC [.00] DEC DEC
 ±[1.0] ±[.50] ± []

SURFACES HOLE DIA. HOLE SPACING HOLE LOC
 ✓ AA ± .005 ± .015 ± .03
 ±[.13] ±[.38] ±[.8]
 NON-CUMULATIVE

DIMENSIONS IN (PARENTHESIS) ARE FOR INFORMATION ONLY. TOLERANCES DO NOT APPLY.

TRANSACTIC

TITLE
 WIRE DIAGRAM
 EM3 G5 w/ IW1/EM and K430

SIZE D DRAWING NO. KH25 REV 1

NEXT DRAWING NONE SCALE 1:2