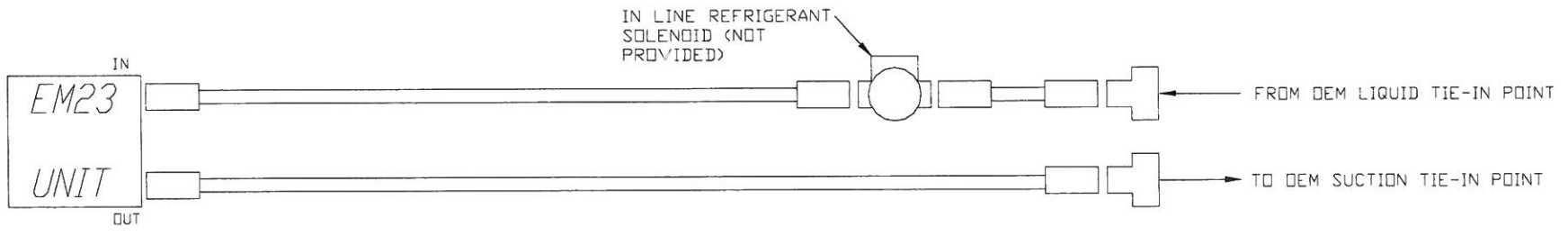


REV. B

LET.	NO.	REVISION	BY	DATE	APPROVED	SIGNATURES	DATE	TITLE	PART NO.	SCALE	SHEET	OF
B	07-112	CHG. (4) YEL WIRES TO RD	KFS	4/9/07	DRAWN	K. F. S.	7/27/05	SCHEMATIC, WIRE	40 000 262	1" = 1'-0"	1	1
B	07-112	& (4) RD WIRES TO YEL	KFS	4/9/07	CHECKED	B.	4/9/07					
A	05-134	RELEASED TO PRODUCTION	KFS	7/27/05	APPROVED		4/9/07					
USAGE: EM23-FOR STAND ALONE & TIE-IN												

EM23 TIE-IN

* NOTE PLACE REFRIGERANT SOLENOID AS CLOSE TO LIQUID TIE-IN POINT AS POSSIBLE



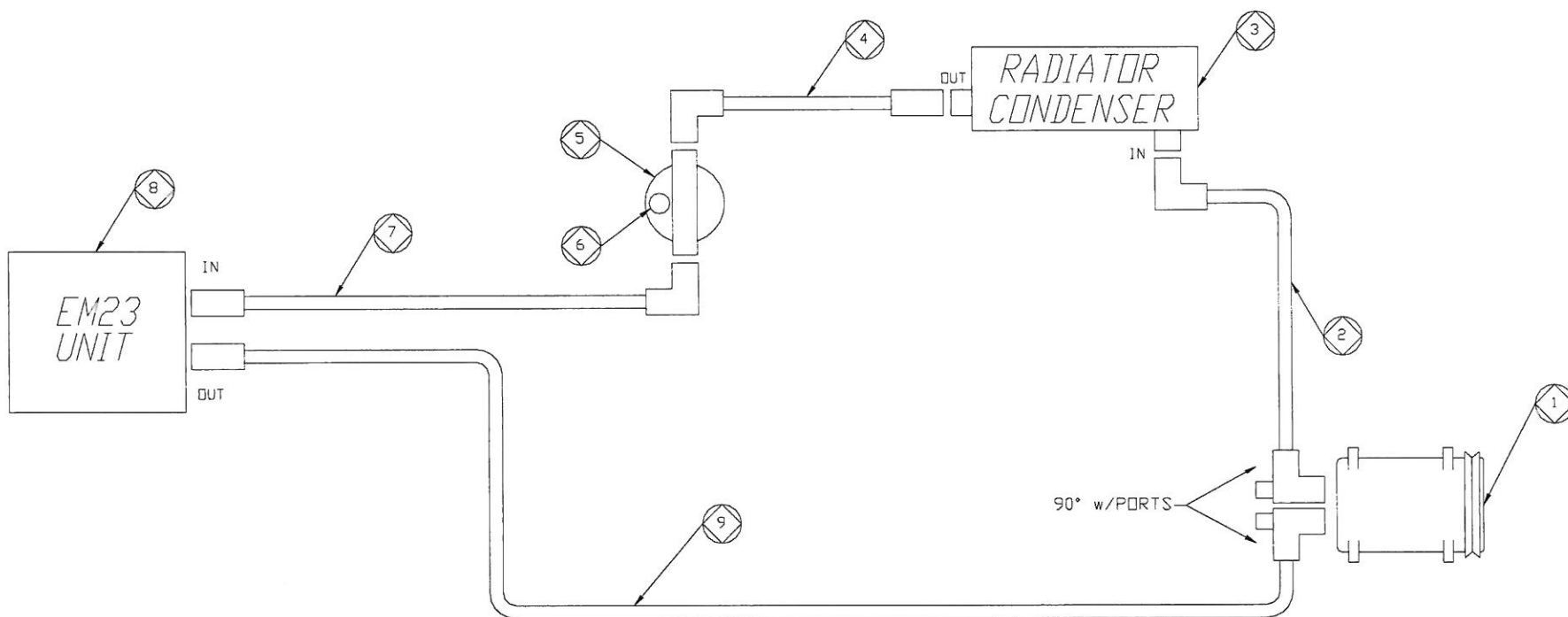
66 000 179

				SIGNATURES		DATE			REV. A	
				DRAWN K. F. S.		7/27/05			TITLE: SCHEMATIC, PLUMBING	
				CHECKED C. M.		7/27/05			EM23 TIE-IN PLUMBING	
				APPROVED D. S.		7/27/05			PART NO. 40 000 259	
A	05-134	RELEASED TO PRODUCTION	KFS	7/27/05	DATE				SCALE: 3/4"=1'-0" SIZE A	
LET.	NO.	REVISION	BY	DATE			USAGE: EM23 TIE-IN		SHEET 1 OF 1	

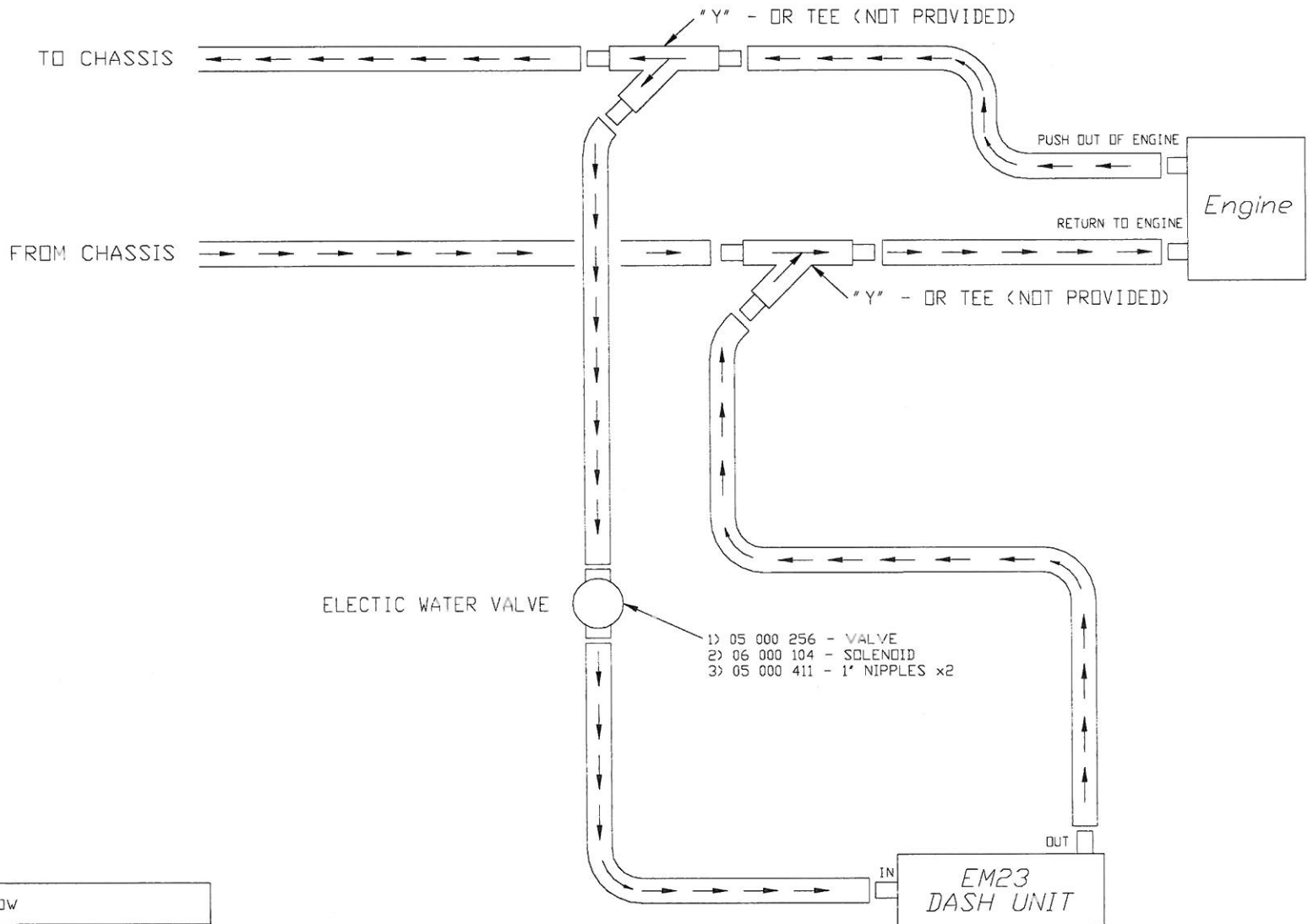
EM23 STAND ALONE

PART NO. 40 000 260

ITEM	QTY.	PART #	DESCRIPTION
1	1	XX XXX XXX	COMPRESSOR
2	1	62 000 486	HOSE ASSY, 10mm REFRIG x 6.583
3	1	31 000 027	Cond, BE-CE radiator
4	1	62 000 484	HOSE ASSY, 8mm REFRIG x 7.167
5	1	05 000 099	DRIER, SWITCH PORT - RECEIVER
6	1	01 000 070	SWITCH, HI/LOW PRESSURE
7	1	62 000 485	HOSE ASSY, 8mm REFRIG x 3.00
8	1	66 000 179	EM23
9	1	62 000 478	HOSE ASSY, 5/16 REFRIG x 25.25



				SIGNATURES		DATE	TITLE:		REV. A
				DRAWN	K. F. S.	7/27/05	SCHEMATIC, A/C PLUMBING		PART NO. 40 000 260
				CHECKED	W. M.	7/27/05	SCALE: 3/4" = 1' - 0"		SIZE A
A	05-134	RELEASED TO PRODUCTION	KFS	7/27/05	APPROVED	W. E.	7/27/05	USAGE:	EM23 STAND ALONE
LET.	NO.	REVISION	BY	DATE			SHEET	1	OF 1



REV A

				SIGNATURES		DATE		TITLE:		PART NO. 40 000 261		
				DRAWN	K. F. S.		7/27/05	SCHEMATIC, WATER PLUMBING		SCALE: 3/8"=1" SIZE A		
				CHECKED	M.		7/27/05	USAGE: EM23 HEAT PLUMBING		SHEET 1 OF 1		
A	05-134	RELEASED TO PRODUCTION	KFS	7/27/05	APPROVED	M.E.	7/27/05					
LET.	NO.	REVISION	BY	DATE								